


ORDER APPROVING THE COUNTY TREASURER'S MONTHLY REPORT

At a regular meeting of the Commissioners' Court of Bastrop County, Texas, held on the 25th day of January, on a motion made by Commissioner and seconded by Commissioner , the following order was adopted:



WHEREAS, Section 114.026 of the Local Government Code of the State of Texas requires that the County Treasurer provide the Commissioners' Court with detailed financial reports of the regular term of the Commissioners' Court; and

WHEREAS, the County Treasurer makes all books and accounts available to the Commissioners' Court for inspection and examination as they desire; and

WHEREAS, the County Treasurer has presented to the Commissioners' Court a report for the month ended December, 2015;

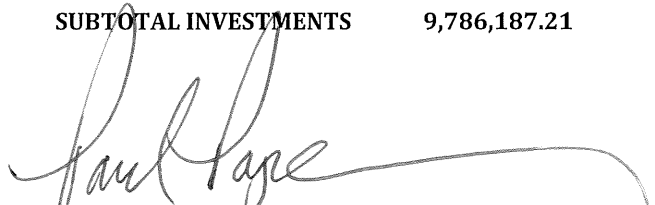
NOW, THEREFORE, IT IS HEREBY ORDERED by the Commissioners' Court of Bastrop County, Texas that such Treasurer's report for the month ended, December, 2015 be, and hereby is, approved and accepted as correct.

FURTHER, as specifically required by stature, the Commisisoners' Court states that the amounts received and paid from each fund since the preceding County Treasurer's Monthly report and the balances remaining in the County Treasurer's custody at the end of the reporting period are as follows:


FUND TOTALS	BALANCE 12/01/2015	RECEIPTS	SUBTOTAL	MONTHLY DISBURSEMENTS	BANK BALANCE 12/31/2015	G/L BALANCE 12/31/2015
*****	*****	*****	*****	*****	*****	*****
GENERAL	2,374,405.44	4,015,221.53	6,389,626.97	2,925,038.00	3,464,588.97	2,844,790.45
DEDICATED FUNDS	1,225,926.39	26,004.42	1,251,930.81	14,330.74	1,237,600.07	1,236,329.96
R & B PCT.#1	1,527,650.50	178,531.72	1,706,182.22	81,684.61	1,624,497.61	1,580,485.08
R & B PCT. #2	1,570,782.47	313,308.51	1,884,090.98	199,332.53	1,684,758.45	1,636,747.44
R & B PCT.#3	1,320,696.78	243,760.42	1,564,457.20	126,477.49	1,437,979.71	1,411,032.64
R & B PCT.#4	1,853,902.32	240,056.63	2,093,958.95	133,796.83	1,960,162.12	1,929,448.34
235 WILDFIRE - FEMA PA	3,580,527.54	297,246.44	3,877,773.98	193,793.34	3,683,980.64	3,683,980.64
275 ELGIN TIRZ	315,000.00	0.00	315,000.00	0.00	315,000.00	315,000.00


FUND TOTALS	BALANCE 12/01/2015	RECEIPTS	SUBTOTAL	MONTHLY DISBURSEMENTS	BANK BALANCE 12/31/2015	G/L BALANCE 12/31/2015
INTEREST & SINKING	1,826,984.92	738,181.49	2,565,166.41	0.00	2,565,166.41	2,565,166.41
MEDIATION	61,666.67	1,377.71	63,044.38	1,210.03	61,834.35	62,359.35
DA HOT CHECK FEE	136,518.11	0.00	136,518.11	140.40	136,377.71	136,377.71
DA SPECIAL ACCOUNT	1,372.91	594.84	1,967.75	2,899.11	-931.36	-1,135.64
ROAD DISTRICT #3	790.17	263.03	1,053.20	0.00	1,053.20	1,053.20
ENVIRONMENTAL RESTORATION	6,179.93	0.00	6,179.93	0.00	6,179.93	6,179.93
HOUSTON TOAD	204,848.06	1,674.64	206,522.70	10,382.75	196,139.95	196,139.95
JUVENILE BOOT CAMP	118,190.08	78,828.32	197,018.40	10,961.57	186,056.83	186,056.83
LAW LIBRARY	37,257.91	4,209.44	41,467.35	4,791.80	36,675.55	51,272.95
CRIMINAL JUSTICE PLAN	145,707.87	67,386.99	213,094.86	0.00	213,094.86	213,094.86
D A LAW ENFORCEMENT	158,563.11	134.67	158,697.78	0.00	158,697.78	158,697.78
INMATE TELEPHONE	117,569.75	30,183.41	147,753.16	23,861.80	123,891.36	126,321.79
ELECTIONS ADMIN	53,629.39	0.00	53,629.39	510.00	53,119.39	53,119.39
PAYROLL	178,171.15	3,253,129.22	3,431,300.37	3,284,070.07	147,230.30	147,230.30
JP1 & JP3 CC FUND	75,571.74	56,437.44	132,009.18	87,093.49	44,915.69	44,915.69
HOT TAX FUND	485,174.36	21,357.31	506,531.67	42,100.67	464,431.00	476,214.59
ADULT PROBATION	80,951.93	258,288.27	339,240.20	200,077.09	139,163.11	139,163.11
FUND TOTALS	17,458,039.50	9,826,176.45	27,284,215.95	7,342,552.32	19,941,663.63	19,200,042.75


TEX POOL SUBTOTALS	BALANCE 12/01/2015	MONTHLY TRANSFERS	SUB TOTAL	INTEREST	BALANCE 12/31/2015
*****					
GENERAL FUND	6,068,668.97	0.00	6,068,668.97	960.44	6,069,629.41
R & B PCT. #1	231,913.44	0.00	231,913.44	36.66	231,950.10
R & B PCT. #2	64,157.23	0.00	64,157.23	10.17	64,167.40
R & B PCT. #3	231,538.11	0.00	231,538.11	36.64	231,574.75
R & B PCT. #4	581,475.85	0.00	581,475.85	92.04	581,567.89
INT & SINK	314.48	0.00	314.48	0.00	314.48
COMPLEX FIRE	201,232.51	0.00	201,232.51	31.86	201,264.37
TEX POOL SUBTOTAL	7,379,300.59	0.00	7,379,300.59	1,167.81	7,380,468.40
TEXAS TERM	1,260,256.11	0.00	1,260,256.11	241.31	1,260,497.42
MBIA	1,146,630.51	0.00	1,146,630.51	285.61	1,146,916.12
SUBTOTAL INVESTMENTS	9,786,187.21	0.00	9,786,187.21	1,694.73	9,787,881.94


  
 \_\_\_\_\_  
 Paul Pape, Bastrop County Judge

  
 \_\_\_\_\_  
 Clara Beckett, Commissioner, Precinct 2

  
 \_\_\_\_\_  
 William Piña, Commissioner, Precinct 1

  
 \_\_\_\_\_  
 John Klaus, Commissioner, Precinct 3

  
 \_\_\_\_\_  
 Bubba Snowden, Commissioner, Precinct 4

  
 \_\_\_\_\_  
 Lisa Smith, County Auditor

